

Team/M1-B



2É L-II / MATCH 12 * 13 * 14 * AUGUST
"IPSC: MEMBERS ONLY"

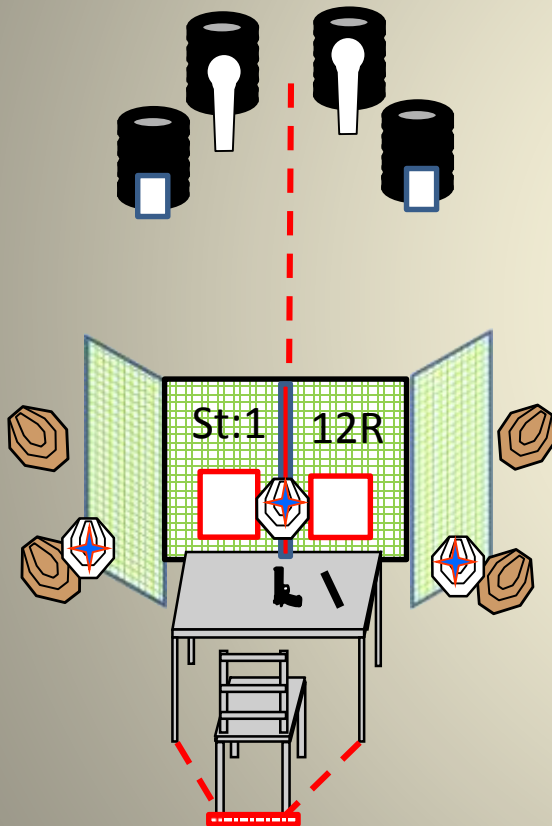


Pre-Match 12 aug 15.00-19.00u max 18
shooters

M-Match: Saturday and Sunday a total of 185 shooters
Squadding: 08.00/12.00u and 13,00/17.00u : on both days

Register using "MOS"
Match Organisation
System
27/06/2016 Since 18.00u

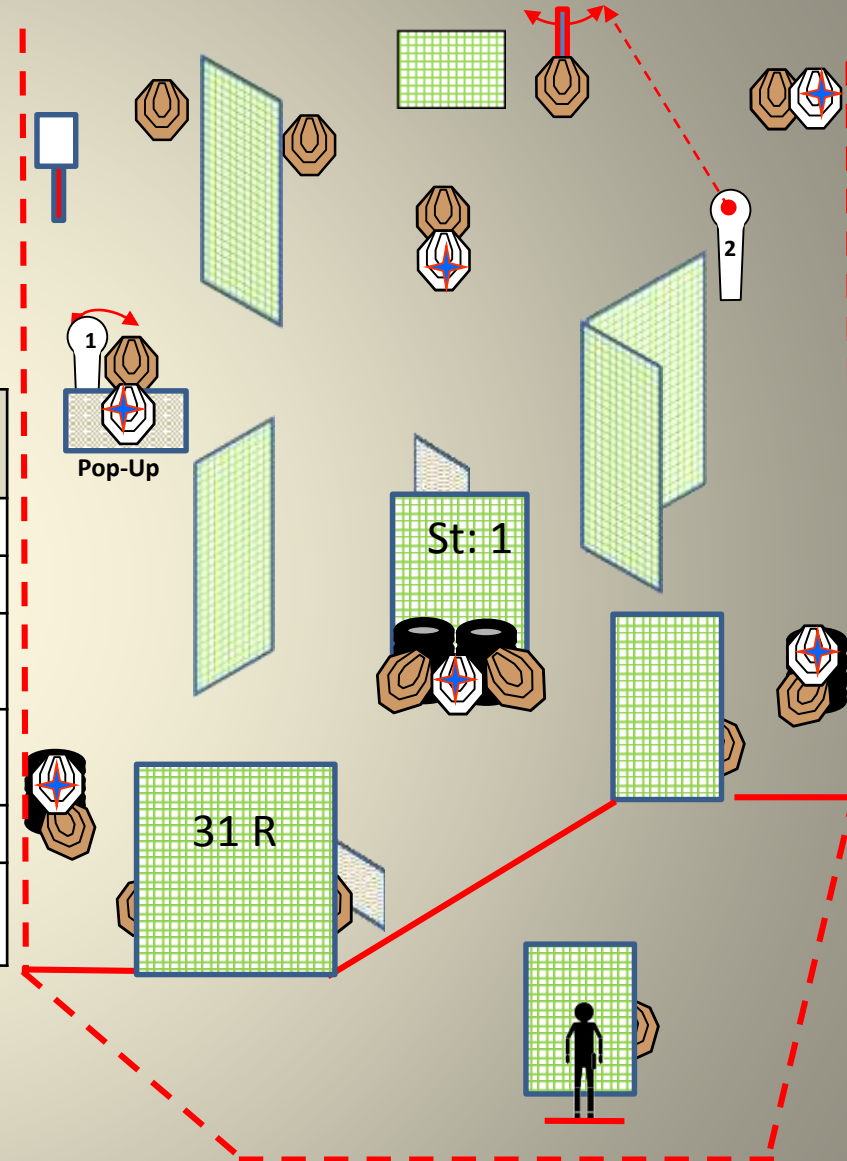
AREA:1



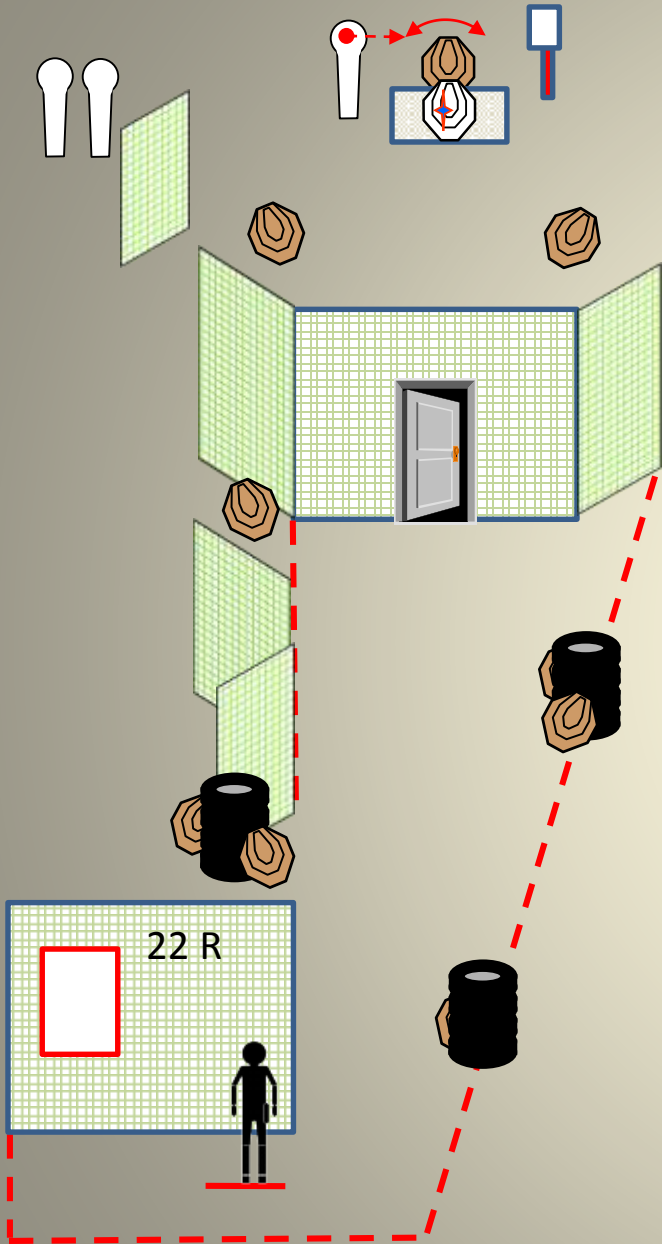
Stage 1: short courses 4 IPSC Targets / 2 IPSC poppers / 2 F.P / 3 N.S	
Distance	2 / 10 meter
Min. R / Max P	12 / 60
Start	Site and hands on the knees “Gun and initial charger flat on the mark on the tabel ”
procedure	Shooter Starting procedure "strong hand only" thereafter weak hand only
rulebook	Current IPSC / Pistol
Note:	All IPSC targets 60% After start Shoot targets at procedure strong and weak hand only by procedural error ... penalty per hit

AREA:1

Stage 2: long course 14 IPSC Targets / 2 IPSC poppers / 1 IPSC metal plate / 6 N.S	
Distance	2 / 25 meter
Min. R / Max P	31 / 155
Start	Standing relaxed on "A" toes touch red mark. "Gun loaded and holstered"
procedure	After start signal shoot targets, any order in the shooting area
rulebook	Current IPSC / Pistol
Note:	Pepper popper 1 activates a pop-up target Pepper popper 2 activates swinger target



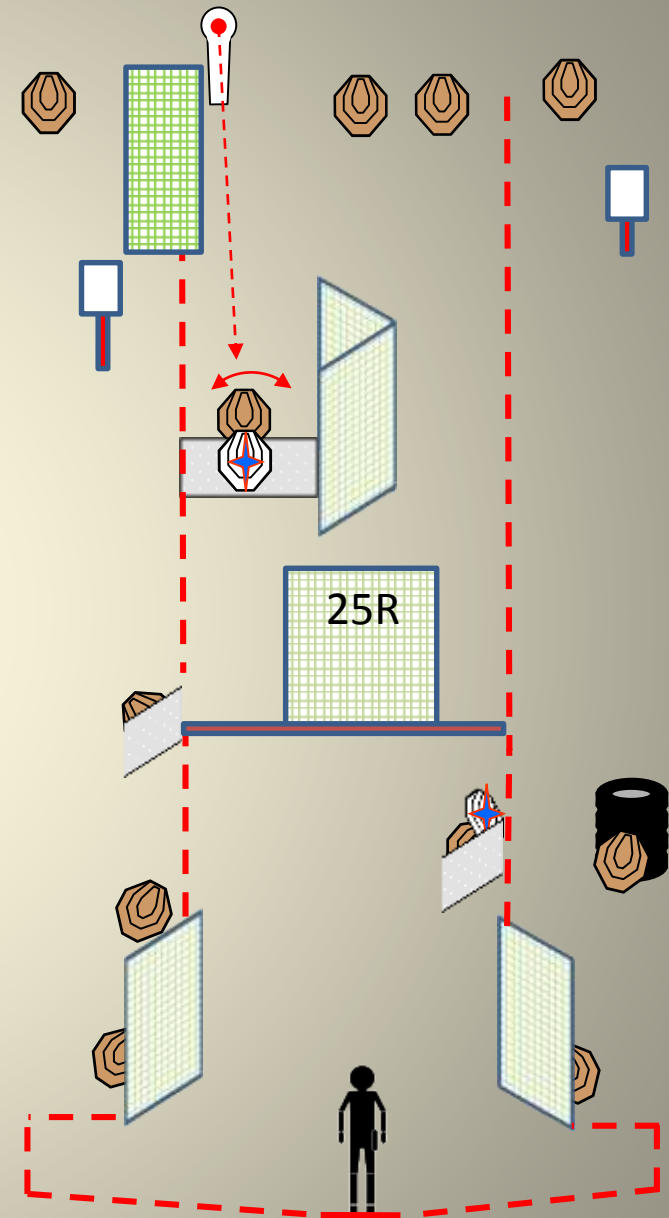
AREA: 2



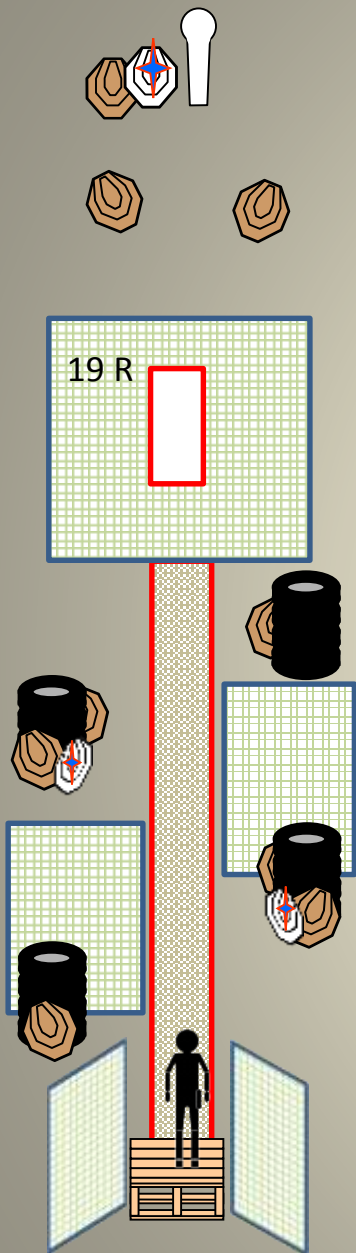
Stage 3: Medium course / 9 IPSC Mini Targets / 3 IPSC poppers / 1 F.P / 1 N.S	
Distance	2 / 35 meter
Min. R / Max Po	22 / 110
Start	Standing relaxed on "A" <u>heels touch red mark.</u> "Gun loaded and holstered"
procedure	After start signal shoot targets, any order in the shooting area
rulebook	Current IPSC/ Pistol
Note:	Poppers could only be shot from the window, plate is visible from another (closer) distance -all targets 60%

AREA: 2

Stage 4: short course / 11 IPSC Targets / 1 Peper Popper /2 F.P / 2 N.S	
Distance	2 / 15 meter
Min. R / Max P	25 / 125
Start	Standing relaxed on “A” toes touch red mark. “Gun loaded and holstered”
procedure	After start signal shoot targets, any order in the shooting area
rulebook	Current IPSC / Pistol
Note:	P.Popper activates Bobber

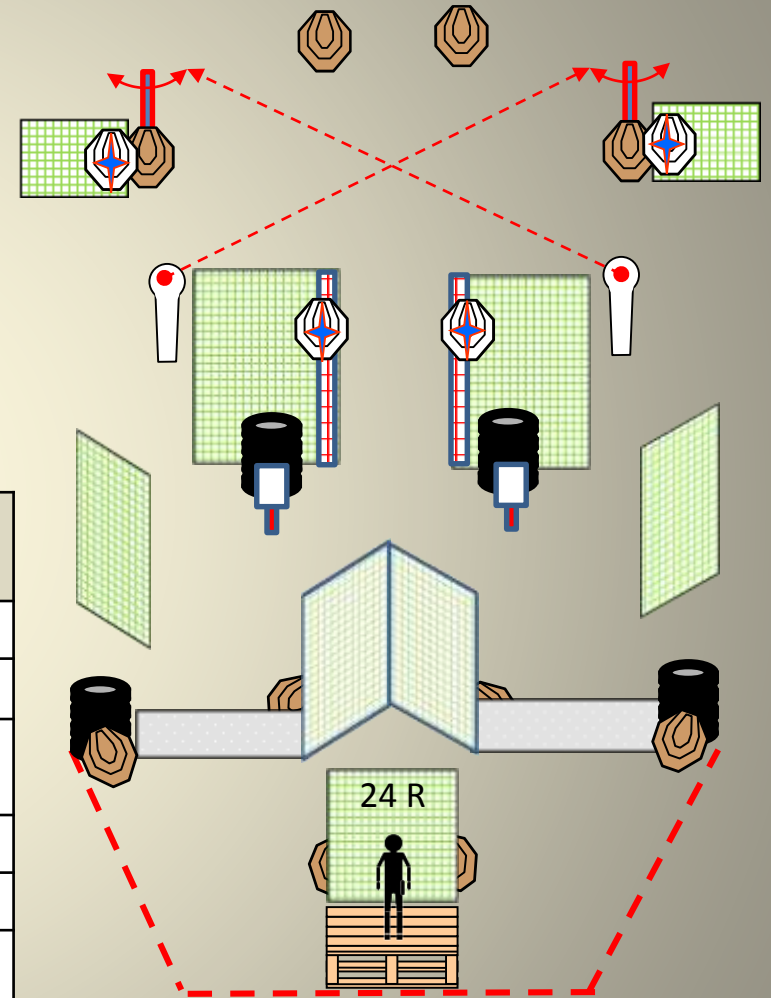


AREA: 3



Stage 5: Medium course / 9 IPSC Targets / 1 IPSC P. Popper / 3 N.S	
Distance	2 / 10 meter
Min. R / Max P	19 / 95
Start	Standing relaxed on “A” <u>heel touches the red mark.</u> “Gun unloaded and holstered”
procedure	After start signal shoot targets, any order in the shooting area
rulebook	Current IPSC / Pistol
Note:	All IPSC Targets 60%

AREA: 3



Stage 6: Medium course / 10 IPSC Targets / 2 P Poppers / 2 F.P / 4 N.S	
Distance	2 / 10 meter
Min. R / Max P	24 / 120
Start	Standing relaxed on “A” <u>toes touch red mark.</u> “Gun loaded and holstered”
procedure	After start signal shoot targets, any order in the shooting area
rulebook	Current IPSC / Pistol
Note:	-P.Popprt(left)activates rights swinging target -P.Popper(rights)activates left swinging target