



1^{er} & 2 avril 2012

STAGE 1 V1

22 Rds 110Pts

STAGE 1

TYPE : **Medium course**

TARGETS :

09 IPSC PT, 02 Mini PT and Penalties

MIN ROUNDS : **22**

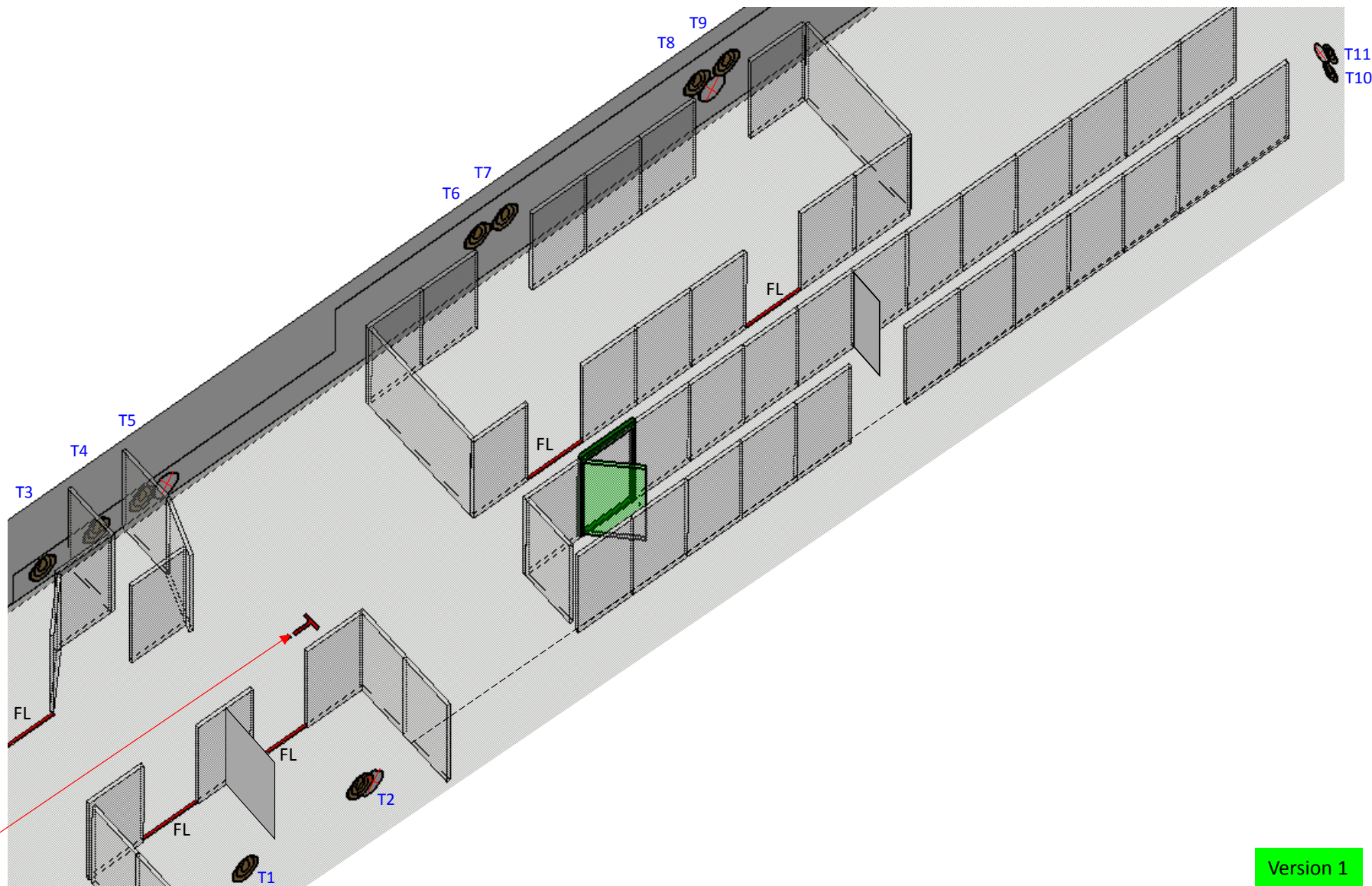
MAX POINTS : **110**

START/STOP : Audible signal/Last shot

START POSITION : Gun empty in holster, magazine inserted, standing on T Mark, facing downrange.

PROCEDURE: On start signal proceed and engage appropriate targets from the designated windows and apertures within the fault lines.

START



Version 1



1^{er} & 2 avril 2012

STAGE 2 V1

20 Rds 100Pts

STAGE 2

TYPE : **Medium course**

TARGETS : **06 IPSC PT,
04 Mini PT and Penalties**

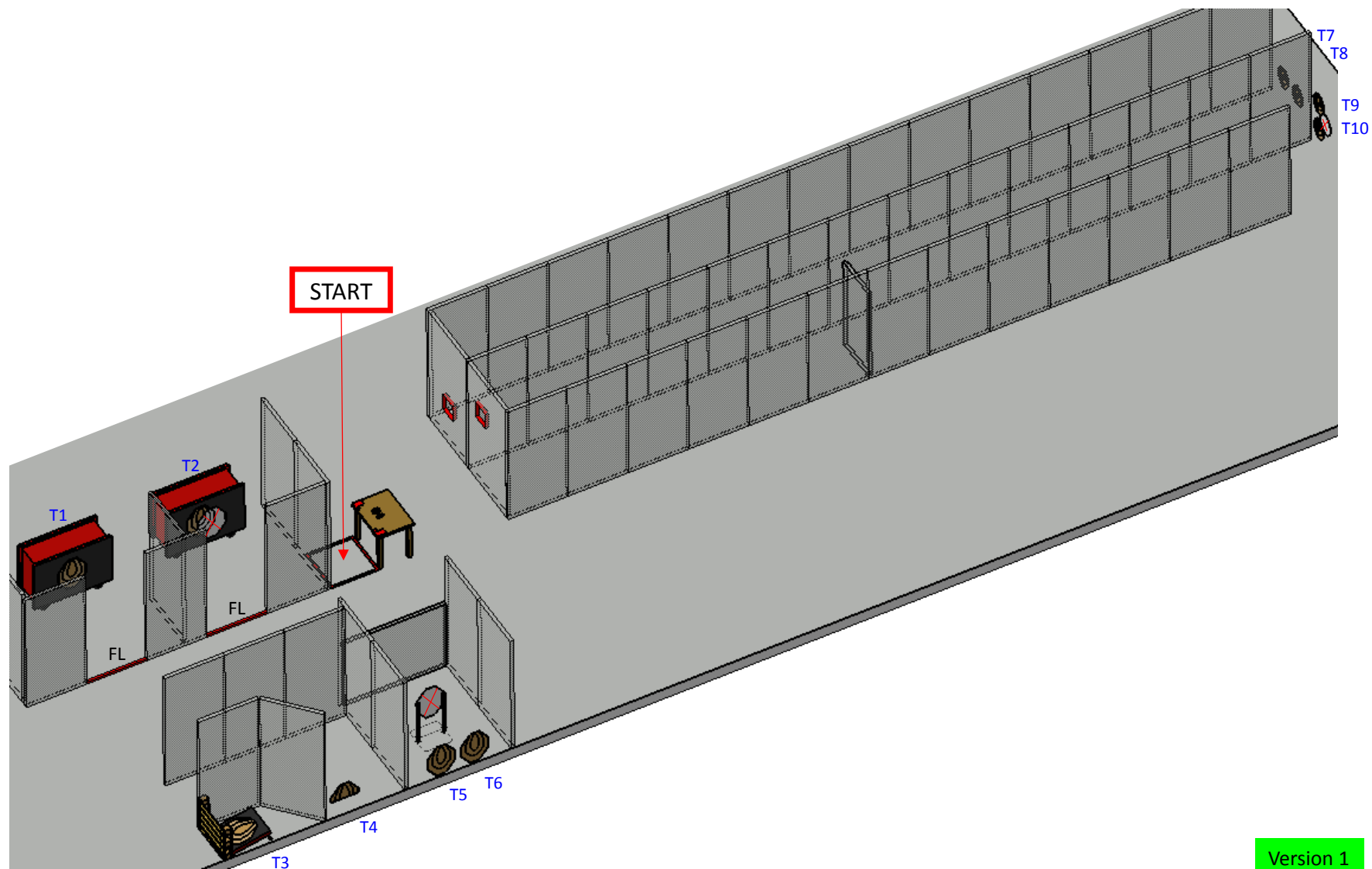
MIN ROUNDS : **20**

MAX POINTS : **100**

START/STOP : Audible
signal/Last shot

START POSITION: Gun empty
in holster, all magazines
needed to complete the COF
on the table, front of the
table starting hands on
marks.

PROCEDURE: On start signal
proceed and engage
appropriate targets from the
designated windows and
apertures within the fault
lines.





1^{er} & 2 avril 2012

STAGE 3 V1

30 Rds 150Pts

STAGE 3

TYPE : Long course

TARGETS : 13 IPSC PT, 04 MPP and Penalties

MIN ROUNDS : 30

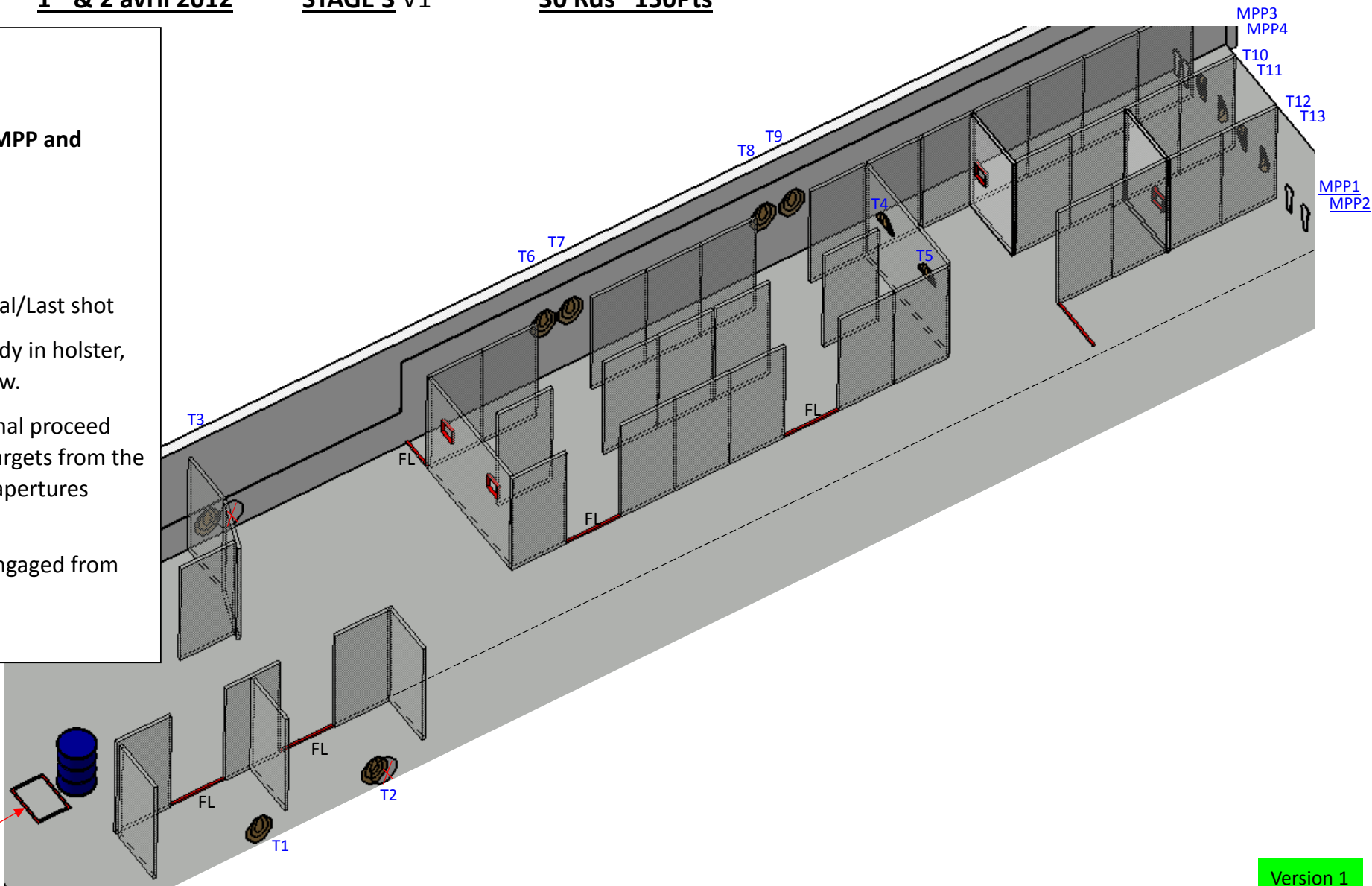
MAX POINTS : 150

START/STOP : Audible signal/Last shot

START POSITION : Gun ready in holster, standing behind the barrow.

PROCEDURE : On start signal proceed and engage appropriate targets from the designated windows and apertures within the fault lines.

MPP 1 and 2 have to be engaged from behind the barrow only.





1^{er} & 2 avril 2012

STAGE 4 V1

32 Rds 160Pts

STAGE 4

TYPE : Long course

TARGETS : 09 IPSC PT, 06 Mini PT, 02MPP and Penalties

MIN ROUNDS : 32

MAX POINTS : 160

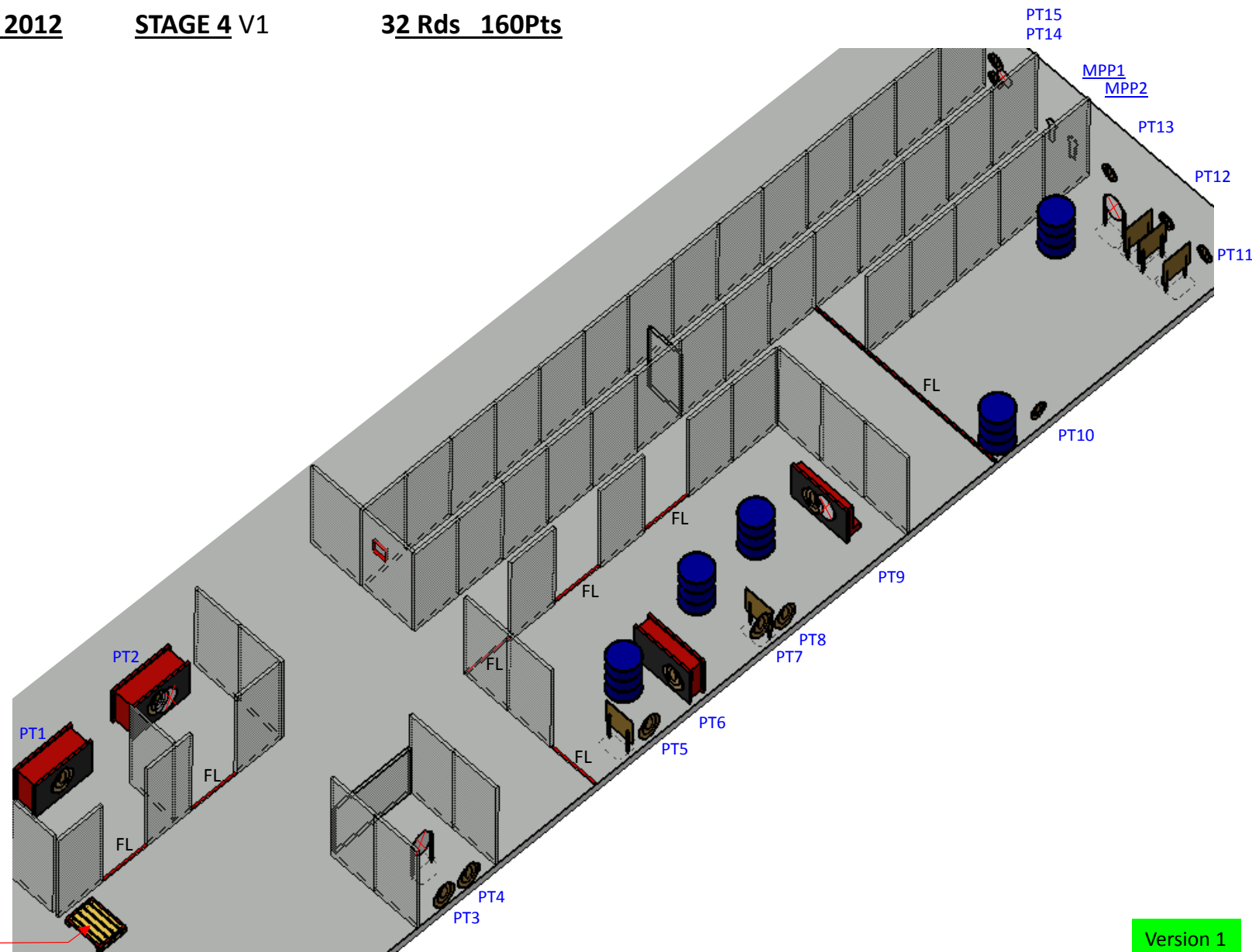
START/STOP : Audible signal/Last shot

START POSITION : Gun ready in holster, standing on the pallet.

PROCEDURE: On start signal proceed and engage appropriate targets from the designated windows and apertures within the fault lines.

MPP 1 and 2 have to be engaged from the pallet only.

START



Version 1



1^{er} & 2 avril 2012

STAGE 5 V1

24 Rds 120Pts

STAGE 5

TYPE : **Medium course**

TARGETS : **10 IPSC Mini PT, 04 MPP and Penalties**

MIN ROUNDS : **24**

MAX POINTS : **120**

START/STOP : Audible signal/Last shot

START POSITION : Gun empty in holster, hands on marks, facing the wall.

PROCEDURE : On start signal proceed and engage appropriate targets from the designated windows and apertures within the fault lines.

