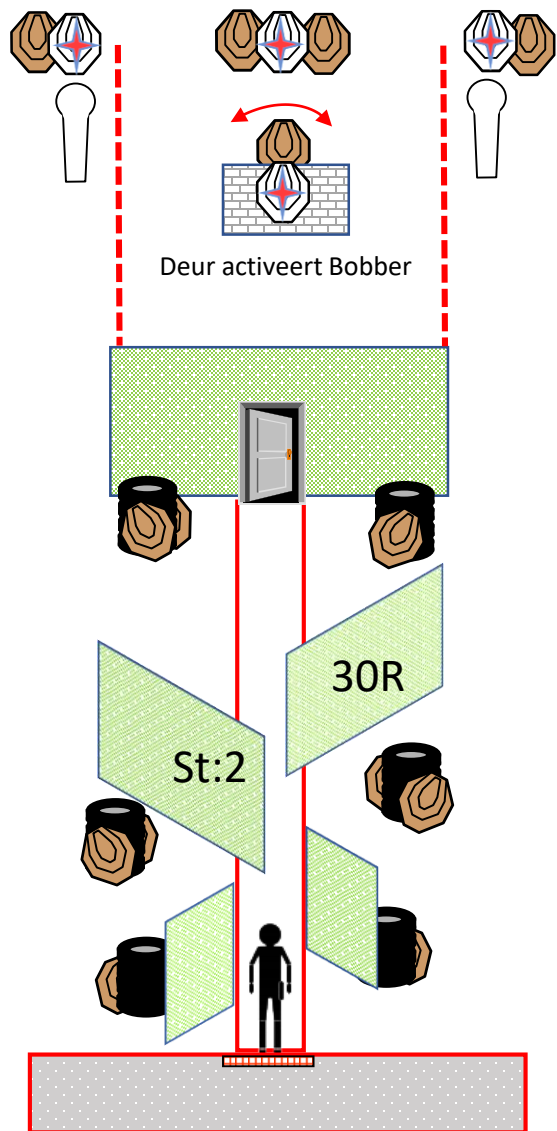


COF: Stage 1 is a Medium Courses
8 IPSC Targets 60 % / 1 PP / Some IPSC NO-Shoot
Min. R: 18 / Max. P: 90

Start Position	Standing relax on “Start” facing down Range
Wapen Status	Option: 2
Time Start	Audible signal / Last shot
Procedure	Upon Start signal, shoot all targets from the provide area

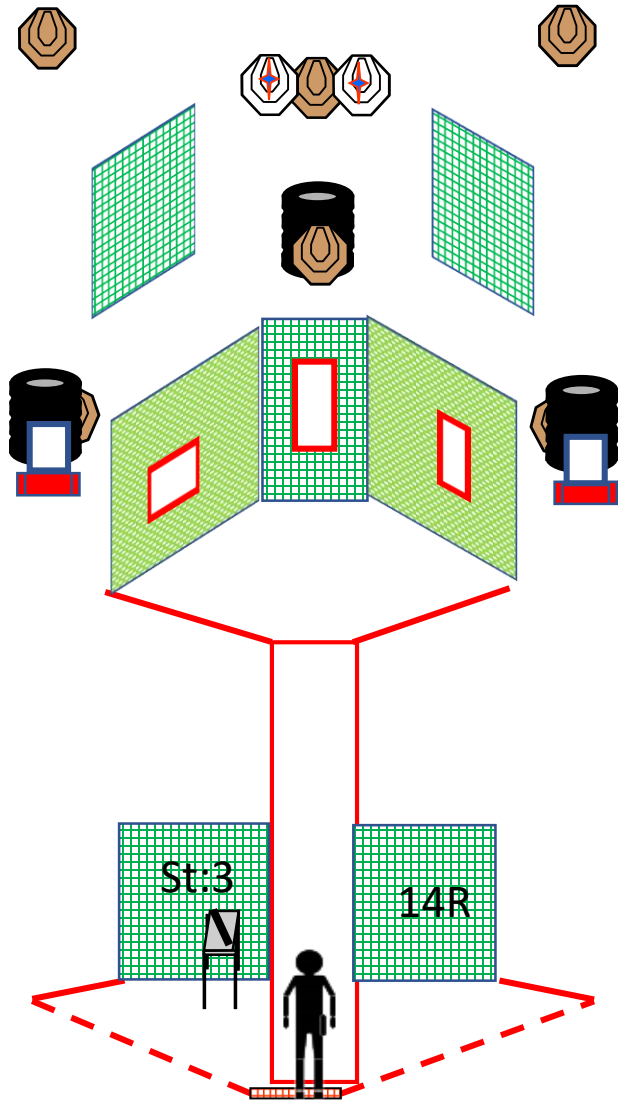
- * **Weapon status will be:**
- * **Option 1 = Magazine inserted, first round in the chamber**
- * **Option 2 = Magazine inserted, chamber empty, bold forward hammer down**
- * **Option 3 = completely empty, bolt may be open,**



COF: Stage 2 is a Long Courses
14 IPSC Targets 60 % / 2PP / Some IPSC NO-Shoot
Min. R: 30 / Max. P: 150

Start Position	Standing relax on “Start” facing down Range
Wapen Status	Option: 3
Time Start	Audible signal / Last shot
Procedure	Upon Start signal, shoot all targets from the provide area. <ul style="list-style-type: none"> ▪ Door activat Bobber

- **Weapon status will be:**
 - *Option 1 = Magazine inserted, first round in the chamber
 - *Option 2 = Magazine inserted, chamber empty, bolt forward hammer down
 - *Option 3 = completely empty, bolt may be open,



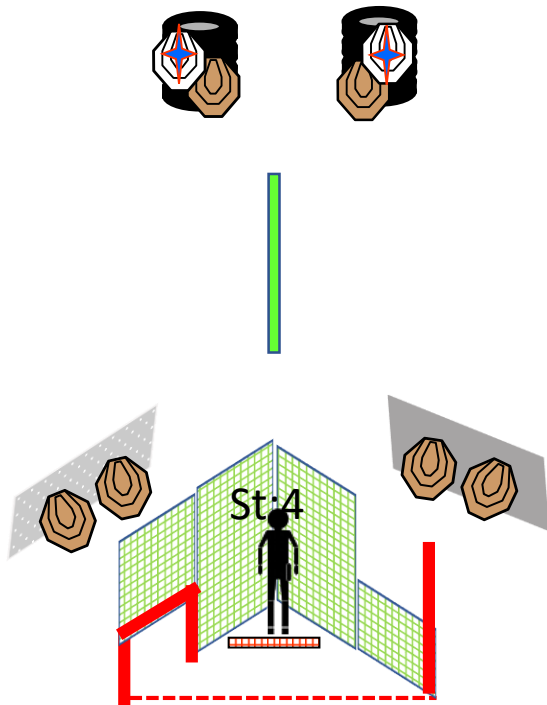
COF: Stage 3 is a medium Courses

6 IPSC Targets 60 % / 2 F.P / Some IPSC NO-Shoot

Min. R: 22 / Max. P: 110

Start Position	Standing relax on “Start” facing down Range
Wapen Status	Option: 3
Time Start	Audible signal / Last shot
Procedure	On start mandatory F.P left and right move and shoot all targets from the provide area. <ul style="list-style-type: none"> ▪ over the 90 ° is a match Dq

- **Weapon status will be:**
 - *Option 1 = Magazine inserted, first round in the chamber
 - *Option 2 = Magazine inserted, chamber empty, bolt forward hammer down
 - *Option 3 = completely empty, bolt may be open,



COF: Stage 4 is a Short Courses

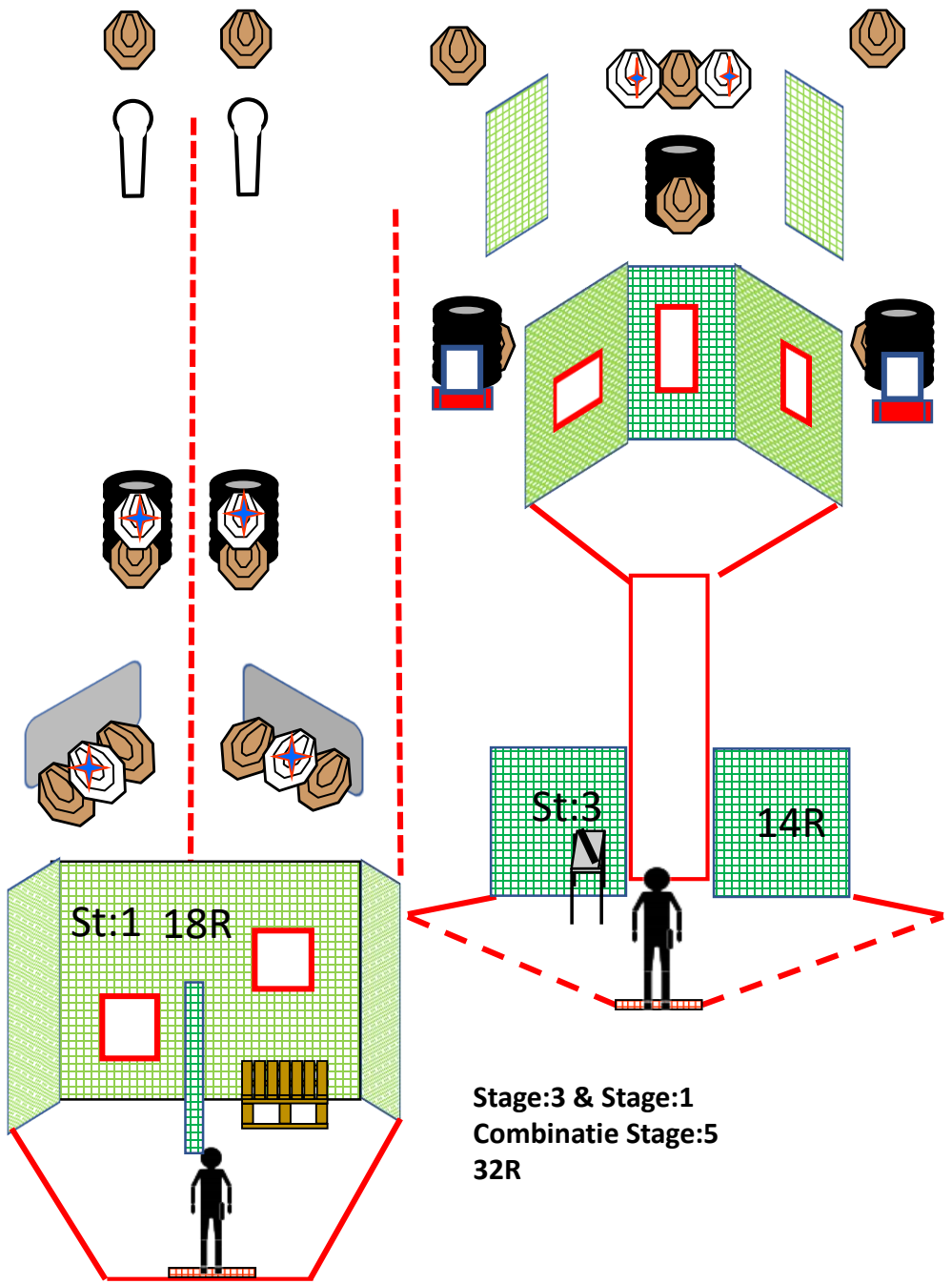
6 IPSC Targets 60 %

Some IPSC NO-Shoot

Min. R: 12 / Max. P: 60

Start Position	Standing relax in the “BOX” facing down Range
Wapen Status	Option: 2
Time Start	Audible signal / Last shot
Procedure	Upon Start signal, shoot all targets from in the “BOX”

- **Weapon status will be:**
 - *Option 1 = Magazine inserted, first round in the chamber
 - ***Option 2** = Magazine inserted, chamber empty, bold forward hammer down
 - *Option 3 = completely empty, bolt may be open,



Stage:3 & Stage:1
Combinatie Stage:5
32R

**COF: Stage 5 is a Long Courses (combinatie St:3 and St:1
14 IPSC Targets 60 % / 2 F.P / 2 PP
Some IPSC NO-Shoot
Min. R: 32 / Max. P: 160**

Start Position	Standing relax heels touching the red mark facing down Range
Wapen Status	Option: 3
Time Start	Audible signal / Last shot
Procedure	Upon Start signal , mandatory F.P left and right move and shoot all targets from the provide area. <ul style="list-style-type: none"> over the 90 ° is a match Dq

- Weapon status will be:**
 - *Option 1 = Magazine inserted, first round in the chamber
 - *Option 2 = Magazine inserted, chamber empty, bold forward hammer down
 - *Option 3 = completely empty, bolt may be open,